


## KEY FEATURES


- Vertical sliding double-hung sashes inlaid directly into commercial framing.
- Flyscreens tuck into dedicated recess in the jamb inlay adaptor, supported with concealed nylon clips.
- Sashes will bypass each other to allow cleaning of all glass from inside the building.
- Custom heavy duty key-lockable catch with die-cast keeper.
- Standard 30mm nailing fin jamb as illustrated left or alternative 44mm wide jamb.
- Fixed lowlights can be glazed from the inside in elevated situations by reversing the removable glazing beads and fitting a custom captive wedge to the outside.
- Nailing fin frame makes the product suitable for cavity brick and brick veneer construction.
- Matching horizontal sliding sashes into commercial framing, refer Series 452.
- Dedicated 90° and 135° corner mullions available.




Standard 30mm jamb with built-in nailing fin/weather bar into brick veneer wall illustrated above.



Alternative bold 44mm wide jamb with built-in nailing fin/weather bar illustrated above. Both 30mm and 40mm frames will accept height adjustable galvanised building-in lugs.



Custom lock option. Roll the handle over 180° to lock/unlock. This illustration also shows the heavy meeting stiles used on Series 453 double-hung windows.



The nailing fin sub-sill shown above is standard on Series 453 windows. Ideal for brick veneer (shown above) or cavity brick wall construction.

## GENERAL

**Max Panel Height\***  
1050mm

**Max Panel Width\***  
1235mm

**Max Glass Thickness**  
6.76mm

**Frame Depth**  
102mm

## ENERGY

**UW Range**  
4.9-6.5

**SHGC Range**  
0.30-0.64

## WEATHER

**Maximum water**  
200 Pa.

## ACOUSTICS

This product has not been acoustics tested. AWS anticipates this product's acoustic performance will be in-line with Series 514.

